



Investment Objectives

The objective of the Sub-Fund is to provide positive returns over the short term, through the selection of a portfolio of fixed income asset classes, markets and fixed income financial instruments offering an attractive yield considering the issuer's credit risk.

Market Comment

In March, the stock markets continued its bullish momentum from the beginning of the year, reaching record levels in most developed markets (+3.0% global, +3.3% in the US, and +4.2% in Europe). In the United States, the technology and AI sector continues its upward trend ; while in Europe, defense concerns are reviving and energizing the industrial sector.

In this context, the performance of the class I (EUR) share of the **Dynasty Chahine Capital High Yield 2028** fund reached **+1.1%** in March, bringing the performance of the fund to **+9.4%** since its inception (3 April 2023).

During this month, we initiated a new position in the primary market with **Fnac Darty 6% 2029** and in the secondary market with **British Telecommunication 5.125% Perp (Call 2029)**. Furthermore, we also took profits on **Saipem 2.875% 2029** following a strong performance of the security.

The average YTM of the fund stands at **5.0%**. The average credit sensitivity is **3.2** and the average rating is **BB**. The fund is invested through **70 positions**.

AUM: 15,1 M€

Management Company

DYNASTY AM

Recommended holding period

Until fund's maturity (dec. 2028)

Benchmark

None

Legal form

Sicav UCITS V under Luxembourg law

Country of registration




Subscription / Redemption

Daily valuation. Orders can be received every trading day before 4pm (CET)

Transfer Agent : UBS Europe SE, Luxembourg Branch

Tél: + 352 45 12 11

Risk Scale



ESG cov. Rate	Funds Rating	Benchmark rating
93%	53	44

Carbon footprint **A B C D**

Sales

Laurent PLUCHARD

+352 2469 77 642

laurent.pluchard@dynasty-am.lu

Henri RAYOT

+352 2469 77 644

henri.rayot@dynasty-am.lu

Performances & Statistics

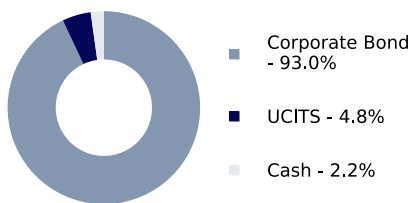
share	NAV	1 month	YTD	3 years ann.	5 years ann.	2023	2022	2021	2020	2019	2018	2017	2016
A EUR	108,37	1,0%	1,5%										
I EUR	109,34	1,1%	1,7%										

Risk ratio	
Yield to Maturity	5,0%
Credit Sensitivity	3,2
Interest Rate Sensitivity	3,1
Credit Spread	206 bp
Average Rating	BB
Number of holdings	70

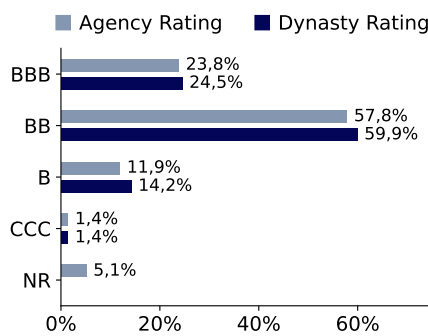
Main position - Cumulated top ten: 21,6%

Instrument	Weight	Country	Sector	Agency Rating	Dynasty Rating
Air France-KLM 8.13 % 2028	2,4%	France	Consumer, Cyclical	BB+	BB+
Accor 7.25 % PERP (Call 2029)	2,3%	France	Consumer, Cyclical	BB	BB
Unibail-Rodamco-Westfield 7.25 % PERP (Call 2028)	2,2%	France	Real Estate	BBB-	BBB-
Vodafone 6.5 % 2084 (Call 2029)	2,1%	United Kingdom	Communications	BB+	BB+
SGL Carbon 5.75 % 2028	2,1%	Germany	Basic Materials	NR	B
Eramet 7 % 2028	2,1%	France	Basic Materials	BB	BB
Verisure 7.13 % 2028	2,1%	Sweden	Consumer, Non-cyclical	B+	B+
Veolia Environnement 5.99 % PERP (Call 2028)	2,1%	France	Utilities	BB+	BB+
Ineos 6.63 % 2028	2,1%	United Kingdom	Basic Materials	BB	BB
Fnac Darty 6 % 2029	2,1%	France	Consumer, Cyclical	BB+	BB+

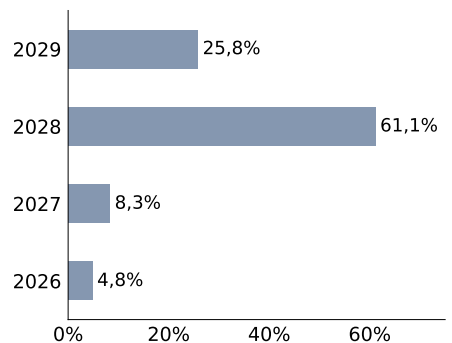
Breakdown by assets



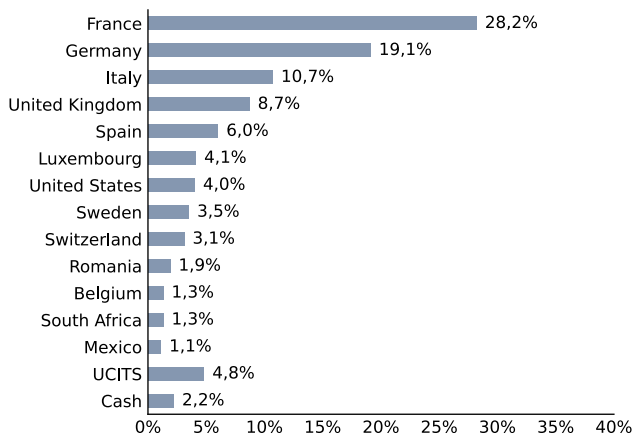
Rating breakdown



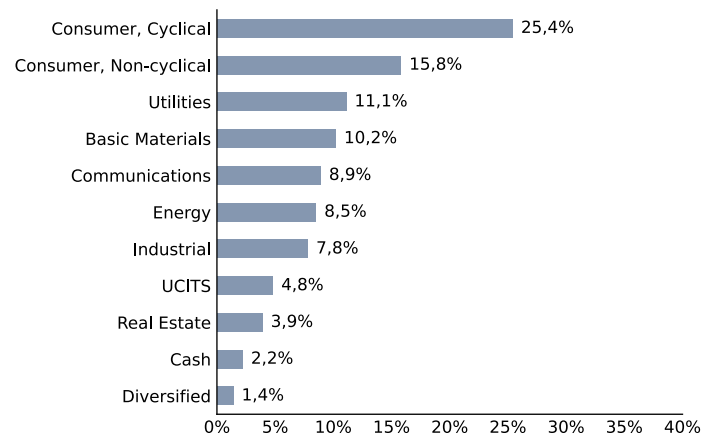
Breakdown by maturity (put or call)



Geographical distribution



Sectoral distribution



Characteristic table

Share	ISIN	Bloomberg	NAV at inception	Minimum subscription	Income allocation	Management fee	Performance fee	Entree fee	Exit fee
A EUR	LU2585150308	DYNACHE LX	100 EUR	100 EUR	Accumulation	0,90%	20% over 4% year.	None	Yes*
B EUR	LU2585150480	DYNBCHE LX	100 EUR	100.000 EUR	Accumulation	0,60%	20% over 4% year.	None	Yes*
D EUR	LU2585150647	DYNDCHE LX	100 EUR	100 EUR	Distribution	0,90%	20% over 4% year.	None	Yes*
I EUR	LU2585150563	DYNICHE LX	100 EUR	10.000.000 EUR	Accumulation	0,50%	10% over 4% year.	None	Yes*

Carbon scale (Scope 1&2) : A < 100 000 ≤ B < 1 000 000 ≤ C < 10 000 000 ≤ D (Emissions in T CO₂ EQ). The past results do not offer any guarantee regarding the future performance of an investment. The above breakdown information is expected to fluctuate over time.

*2.0% in 2023
1.5% in 2024
1.0% in 2024
0.5% in 2026
0% in 2027 & 2028

This is an advertising document. The prospectus, the key information documents or the key investor information documents, the articles of association as well as the annual and semi-annual reports may be obtained free of charge from the representative. Past performance is no indication of current or future performance. The performance data do not take account of the commissions and costs incurred on the issue and redemption of units.

This material has been prepared for information purposes only and shall not be regarded as an offer to buy or sell any security or financial instrument mentioned in it. Forecasts, estimates and certain information contained herein are based upon proprietary research. Investors are advised to make an independent review and reach their own conclusions regarding the economic benefits and risks of the product and indicative terms of which are proposed herein and the legal, regulatory, tax and accounting aspects relating to the product or investment and relating to their particular circumstances. If an investor has any doubt about product suitability, he should consult the legal prospectus or contact DYNASTY AM. The value of and the income produced by products may fluctuate, so that an investor may get back less than he invested. Value and income may be adversely affected by exchange rates, equity markets and other factors.