

## Investment Objectives

The investment objective of the Sub-Fund "Dynasty Prestinvest Flexible" Income is to achieve long term capital growth by investing in a balanced portfolio, composed of mainly fixed income securities. and in a lesser extent of equities.

## Market Comment

During October, equity and bond markets continued to decline (-**3.0%** for equities and -**1.1%** for bonds). As the Israeli-Palestinian conflict intensified and internationalized, new concerns emerged.

This new fund was launched on May 12, 2023. The performance of the class F (EUR) share of the **Dynasty Prestinvest Flexible Income** fund is up by **+0.6%** since its inception.

At the end of October, **97%** of the portfolio is invested.

The average YTM of the fund stands at **5.0%**. The average credit sensitivity is **3.0** and the average rating is **BBB+**. The fund is invested through **66** positions.

AUM: 26,9 M€

## Management Company

**DYNASTY AM**

## Recommended holding period

3-5 years

## Benchmark

None

## Legal form

Sicav UCITS V under Luxembourg law

## Country of registration



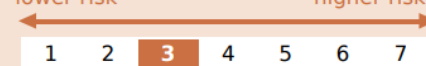
## Subscription / Redemption

Daily valuation. Orders can be received every trading day before 4pm (CET)

Transfer Agent : UBS Europe SE, Luxembourg Branch  
Tél: + 352 45 12 11

## Risk Scale

lower risk higher risk



ESG cov. Rate	Funds Rating	Benchmark rating
78%	57	44

## Carbon footprint A B C D

Sales

**Laurent PLUCHARD**

+352 2469 77 642

laurent.pluchard@dynasty-am.lu

**Henri RAYOT**

+352 2469 77 644

henri.rayot@dynasty-am.lu

## Performances & Statistics

share	NAV	1 month		3 years ann.	5 years ann.	2022	2021	2020	2019	2018	2017	2016
F EUR	100,6	0,4%										

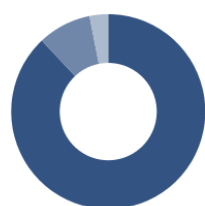
Risk ratio	
Yield to Maturity	5,0%
Credit Sensitivity	3,0
Interest Rate Sensitivity	2,9
Credit Spread	135 bp
Notation moyenne	BBB+



Main position - Cumulated top ten: 34,9%

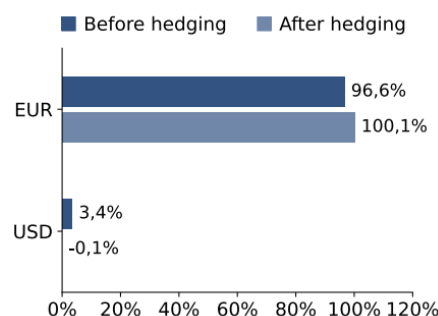
Instrument	Weight	Country	Sector	Agency Rating	Dynasty Rating
France (Govt of) 0 % 2023	8,9%	France	Government	AA	AA
Deutschland 2.6 % 2033	5,1%	Germany	Government	AAA	AAA
US Treasury 4.13 % 2032	3,4%	United States	Government	AA+	AA+
BNP Paribas 4.38 % 2029	3,1%	France	Financial	A-	A+
France (Govt of) 2.25 % 2024	3,0%	France	Government	AA-	AA-
Iliad 5.38 % 2027	2,6%	France	Communications	BB	BB
Temasek Financial 3.5 % 2033	2,6%	Singapore	Financial	AAA	AAA
BNP Paribas 6.88 % PERP (Call 2029)	2,2%	France	Financial	BBB-	BBB-
Forvia 7.25 % 2026	2,0%	France	Consumer, Cyclical	BB	BB
Fresenius 5 % 2029	2,0%	Germany	Consumer, Non-cyclical	BBB-	BBB-

## Breakdown by assets

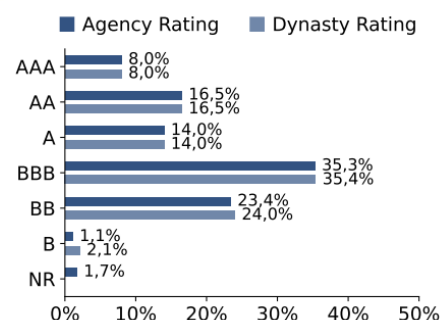


- Corporate Bond - 88.0%
- Commercial Paper - 8.9%
- Cash - 3.1%

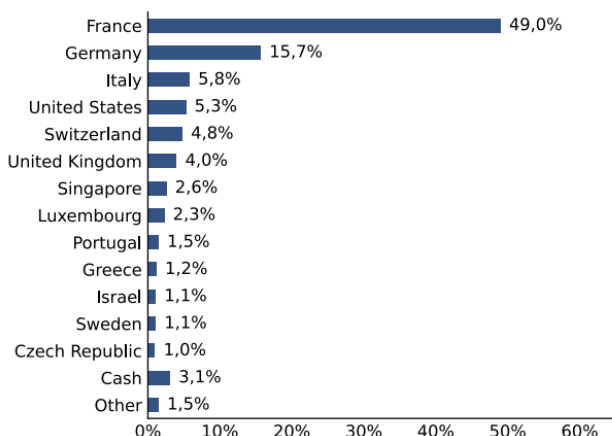
## Breakdown by currency



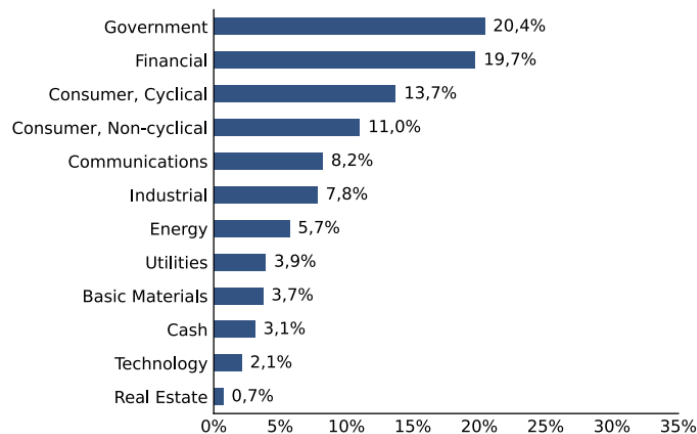
## Rating breakdown



## Geographical distribution



## Sectoral distribution



## Characteristic table

Share	ISIN	Bloomberg	NAV at inception	Minimum subscription	Income allocation	Management fee	Performance fee	Entree fee	Exit fee
A (EUR)	LU2604166186	DYAPRES LX	100 EUR	100 EUR	Accumulation	0,8%	10% over 3% year.	0.01	None
A (CHF)	LU2604165964	DYACPRE LX	100 CHF	100 CHF	Accumulation	0,8%	10% over 3% year.	0.01	None
A (USD)	LU2604166004	DYAUPRE LX	100 USD	100 USD	Accumulation	0,8%	10% over 3% year.	0.01	None
F (EUR)	LU2604166269	DYFPRES LX	1.000.000 EUR	1.000.000 EUR	Accumulation	0,4%	10% over 3% year.	None	None

Performance fee: 10% of performance > 3% (high water mark). Carbon scale (Scope 1&2) : A < 100 000 ≤ B < 1 000 000 ≤ C < 10000 000 ≤ D(Emissions in T CO2 EQ). The past results do not offer any guarantee regarding the future performance of an investment.

This is an advertising document. In Switzerland, the representative is CACEIS (Switzerland) SA, Route de Signy 35, CH-1260 Nyon whilst the paying agent is CACEIS Bank, Montrouge, Nyon Branch / Switzerland, Route de Signy 35, CH-1260 Nyon. The prospectus, the key information documents or the key investor information documents, the articles of association as well as the annual and semi-annual reports may be obtained free of charge from the representative. Past performance is no indication of current or future performance. The performance data do not take account of the commissions and costs incurred on the issue and redemption of units.

This material has been prepared for information purposes only and shall not be regarded as an offer to buy or sell any security or financial instrument mentioned in it. Forecasts, estimates and certain information contained herein are based upon proprietary research. Investors are advised to make an independent review and reach their own conclusions regarding the economic benefits and risks of the product and indicative terms of which are proposed herein and the legal, regulatory, tax and accounting aspects relating to the product or investment and relating to their particular circumstances. If an investor has any doubt about product suitability, he should consult the legal prospectus or contact DYNASTY AM. The value of and the income produced by products may fluctuate, so that an investor may get back less than he invested. Value and income may be adversely affected by exchange rates, equity markets and other factors.