

Investment Objectives

The objective of the Sub-Fund is to provide positive returns over the short term, through the selection of a portfolio of fixed income asset classes, markets and fixed income financial instruments offering an attractive yield considering the issuer's credit risk.

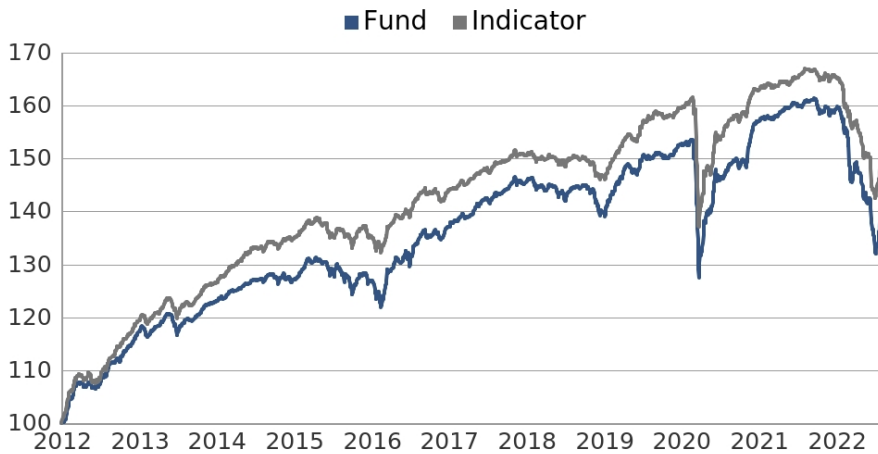
Market Comment

The class B (EUR) share of Dynasty Euro Yield posted a performance of **-0.9%** in August, outperforming its benchmark index (**-2.4%** for the 50% iBoxx euro corporate, 50% Markit iBoxx EUR High Yield Main).

While the peak of the credit market dislocation occurred on June 30th 2022, financial markets were coming to their senses in July and early August back to more reasonable prices (even still undervalued). Indeed, as the semi-annual results period is going on, most of companies positively surprised markets displaying wider margins as expected in the current inflation context. Nonetheless, Jerome Powell's speech in Jackson Hole late August reminding FED's rigorous guideline put an end to this rebound.

The average YTM of investments is at **+7.7%**. The average credit sensitivity is **2.9** with an average rating of **BB-**. The fund is invested through **49** positions.

Performances Dynasty Euro Yield B (EUR)



AUM: € 13.4 M

Management Company

DYNASTY AM

Recommended holding period

5 years

Benchmark

None

Legal form

Sicav UCIT V under Luxembourg law

Country of registration



Subscription / Redemption


Daily valuation. Orders can be received every trading day before 4pm (CET)

Transfer Agent : UBS Europe SE,

Luxembourg Branch

Tél: + 352 45 12 11

Risk Scale



Signatory of:



ESG cov. Rate	Funds Rating	Benchmark rating
81%	49	40

Carbon footprint **A B C D**

Sales:

Laurent PLUCHARD

+ 352 2469 77 642

laurent.pluchard@dynasty-am.lu

Henri RAYOT

+ 352 2469 77 644

henri.rayot@dynasty-am.lu

Mehdi KOURICHI

+ 352 621 526 951

mehdi.kourichi@dynasty-am.lu

Performances & Statistics

Share	VL	1 month	YTD	3 years ann.	5 years ann.	2021	2020	2019	2018	2017	2016
A (EUR)	1 294.89	-1.0%	-13.7%	-3.6%	-1.4%	0.7%	2.4%	8.5%	-4.5%	5.5%	7.4%
B (EUR)	13 787.20	-0.9%	-13.4%	-3.0%	-0.8%	1.3%	3.0%	9.1%	-4.0%	6.1%	8.0%
D (EUR)											
A (CHF)											
B (CHF)	94.65	-0.9%									
A (USD)	9 459.32	-1.0%									
Indicator	-	-2.4%	-11.8%	-2.6%	-0.5%	1.4%	2.3%	8.7%	-2.6%	4.5%	6.7%

Risk ratio	
Yield to Maturity*	7.7%
Yield to Worst*	7.7%
Credit Sensitivity*	2.9
Interest Rates Sensitivity*	2.8
Credit Spread*	541 bp
Average Rating*	BB-
Number of holdings	44

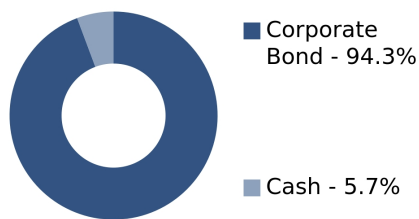
*of investments

The past results do not offer any guarantee regarding the future performance of an investment.

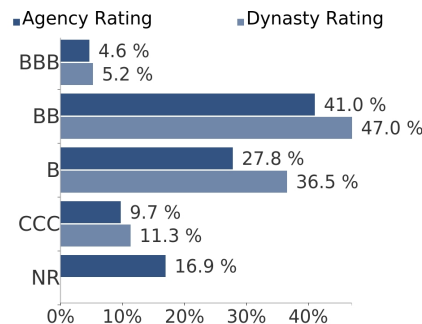
Main position - Cumulated top ten: 33.3%

Instrument	Weight	Country	Sector	Agency Rating	Dynasty Rating
Loxam 2.88 % 2026	4.0%	France	Consumer, Non-cyclical	BB-	BB-
Air France-KLM 0.13 % 2026	3.8%	France	Consumer, Cyclical	NR	B-
Altice France 8 % 2027	3.8%	Luxembourg	Communications	CCC+	CCC+
Iliad 2.38 % 2026	3.5%	France	Communications	BB	BB
Verisure 3.88 % 2026	3.4%	Sweden	Consumer, Non-cyclical	B	B
Picard Group 5.38 % 2027	3.1%	France	Consumer, Non-cyclical	CCC+	CCC+
Eramet 5.88 % 2025	3.0%	France	Basic Materials	NR	B+
SGL Carbon 3 % 2023	3.0%	Germany	Basic Materials	B-	B-
Eurofins Scientific 3.25 % 2025	2.9%	Luxembourg	Consumer, Non-cyclical	BB	BB
Stena 3.75 % 2025	2.8%	Sweden	Diversified	B+	B+

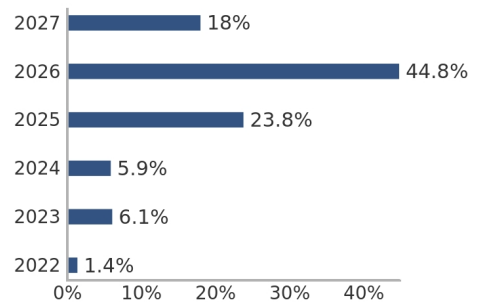
Breakdown by assets



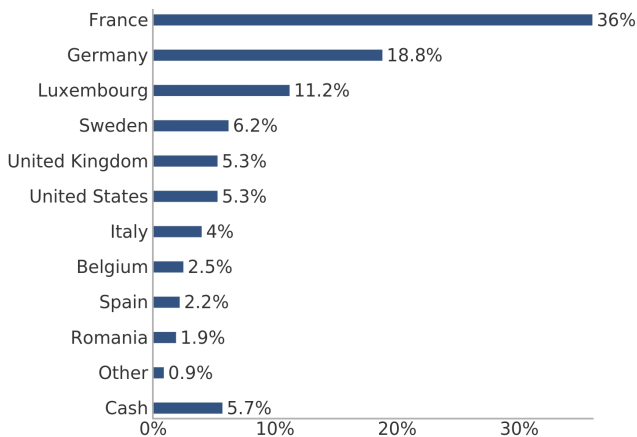
Rating breakdown



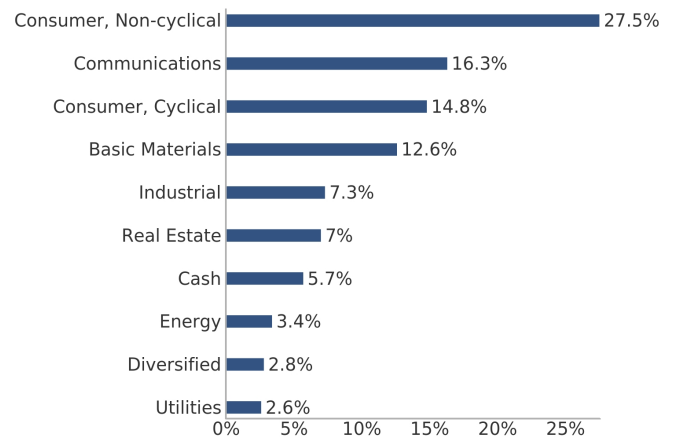
Breakdown by maturity (put or call)



Geographical distribution



Sectorial distribution



Characteristic table

Share	ISIN	Bloomberg	Inception date	NAV at inception	Minimum subscription	Income allocation	Management fee	Entree fee	Exit fee
A (EUR)	LU2360089242	DYNEYAE LX	21/12/2011	1 000 EUR	100 EUR	Accumulation	0.80%	1% max	None
B (EUR)	LU2360090091	DYNEYBE LX	21/12/2011	10 000 EUR	10 000 EUR	Accumulation	0.40%	None	None
D (EUR)	LU2360090174	DYNEYDE LX	28/04/2022	100 EUR	100 EUR	Distribution	0.40%	None	None
A (CHF)	LU2440451388			100 CHF	100 CHF	Accumulation	0.80%	1% max	None
B (CHF)	LU2440791643		28/04/2022	10 000 CHF	10 000 CHF	Accumulation	0.40%	None	None
A (USD)	LU2440451206		28/04/2022	100 USD	100 USD	Accumulation	0.80%	1% max	None

Carbon scale (Scope 1&2) : A < 100 000 ≤ B < 1 000 000 ≤ C < 10 000 000 ≤ D (Emissions in T CO₂ EQ).

This is an advertising document. The prospectus, the key information documents or the key investor information documents, the articles of association as well as the annual and semi-annual reports may be obtained free of charge from the representative. Past performance is no indication of current or future performance. The performance data do not take account of the commissions and costs incurred on the issue and redemption of units.

This material has been prepared for information purposes only and shall not be regarded as an offer to buy or sell any security or financial instrument mentioned in it. Forecasts, estimates and certain information contained herein are based upon proprietary research. Investors are advised to make an independent review and reach their own conclusions regarding the economic benefits and risks of the product and indicative terms of which are proposed herein and the legal, regulatory, tax and accounting aspects relating to the product or investment and relating to their particular circumstances. If an investor has any doubt about product suitability, he should consult the legal prospectus or contact DYNASTY AM. The value of and the income produced by products may fluctuate, so that an investor may get back less than he invested. Value and income may be adversely affected by exchange rates, equity markets and other factors.