Dynasty Credit SUB

30 December 2022

Investment Objectives

The investment objective of the Sub-Fund is to provide positive returns over the medium term, through the selection of a portfolio composed mainly of subordinated debt securities offering an attractive yield considering the issuer's credit risk.

Market Comment

Despite the new slowdown in inflation in the United States, risk aversion has resurfaced at the end of the year following the speeches of central banks (FED, ECB, BoJ). The month of December was also marked by the abandonment of the zero covid policy in China, giving investors a glimpse of the emergence of the famous "Chinese awakening".

The class B (EUR) share of **Dynasty Credit Sub** reached a performance of **-1.2%** in December, outperforming its reference index (**-1.6%** BofA Merill Lynch Euro Corporate Index).

During December, we initiated a new promising position in the portfolio, which is the **Holcim 3% Perp (Call 2024) bond** with a yield of **5.2%**.

Few movements this month, but the following positions contributed strongly to the fund's performance:

- **Eurofins Scientific 3.25% Perp (Call 2025)**, a French group of analysis laboratories specializing in food, pharmaceuticals as well as medical biology.
- **British Telecommunications 1.874 Perp (Call 2025)**, an Anglo-Saxon company in the telecommunications sector.

The fund is invested at **93.9%** through **2 9** holdings. The average interest rates sensitivity is **2.7** and the average rating of investments is at **BB+** for an average issuer rating at **BBB**.

Performances Dynasty Credit SUB B (EUR)

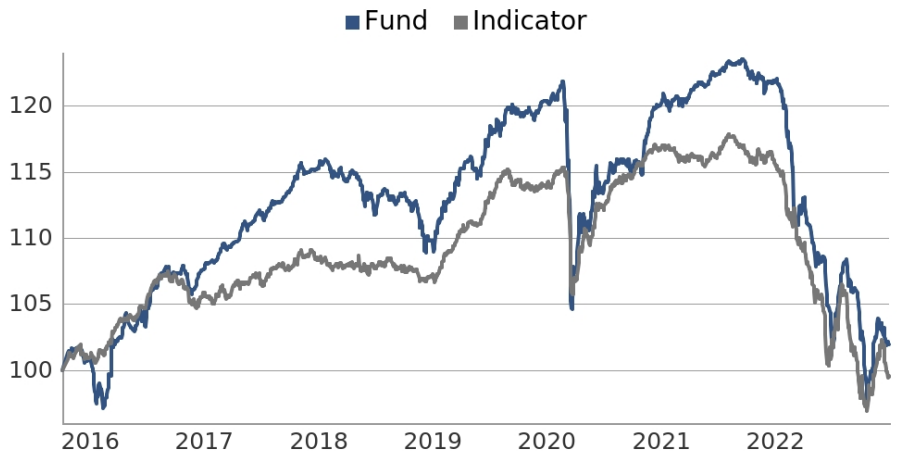

AUM: € 10.2 M

Management Company
DYNASTY AM
Recommended holding period
3 years
Benchmark
BofA Merrill Lynch Euro Corporate Index
Legal form
Sicav UCITS V under Luxembourg law
Country of registration

Subscription / Redemption
Daily valuation. Orders can be received every trading day before 4pm (CET)
Transfer Agent : UBS Europe SE, Luxembourg Branch
Tél: + 352 45 12 11
Risk Scale

lower risk — higher risk

1	2	3	**4**	5	6	7

ESG LUXFLAG Label

Signatory of: PRI Principles for Responsible Investment

ESG cov. Rate	Funds Rating	Benchmark rating
100%	60	41

Carbon footprint A B C D

Sales:
Laurent PLUCHARD
+ 352 2469 77 642
laurent.pluchard@dynasty-am.lu

Henri RAYOT
+ 352 2469 77 644
henri.rayot@dynasty-am.lu

Performances & Statistics

Share	VL	1 month	3 years ann.	5 years ann.	2022	2021	2020	2019	2018	2017	2016
A (EUR)	965.7	-1.19%	-5.9%	-3.0%	-16.8%	0.9%	-0.7%	9.0%	-5.3%	6.7%	6.3%
B (EUR)	17 082.9	-1.15%	-5.4%	-2.4%	-16.4%	1.5%	-0.1%	9.6%	-4.8%	7.1%	6.7%
D (EUR)	8 218.1	-1.15%	-5.3%		-16.4%	1.2%	-0.3%				
Indicator	-	-1.6%	-4.4%	-1.7%	-13.9%	-1.0%	2.6%	6.2%	-1.1%	2.3%	4.9%

The past results do not offer any guarantee regarding the future performance of an investment.

Risk ratio	
Yield to Maturity*	6.5%
Yield to Call*	8.4%
Credit Sensitivity*	2.7
Interest Rates Sensitivity*	2.7
Credit Spread*	301 bp
Average Issuer Rating	BBB
Average Rating*	BB+
Number of holdings	29

*of investments

Source: Moody's ESG Solutions / DYNASTY AM

Dynasty Credit SUB

30 December 2022

Main position - Cumulated top ten: 44.1%

Instrument	Weight	Country	Sector	Agency Rating	Dynasty Rating
Eni SPA 2.63 % PERP (Call 2025)	5.4%	Italy	Energy	BBB	BBB
Eurofins Scientific 3.25 % PERP (Call 2025)	5.3%	Luxembourg	Consumer, Non-cyclical	BB	BB
EDF 2.88 % PERP (Call 2026)	4.9%	France	Utilities	BB	BB
Infineon Technologies 2.88 % PERP (Call 2025)	4.7%	Germany	Technology	BB+	BB+
AT&T 2.88 % PERP (Call 2025)	4.5%	United States	Communications	BB+	BB+
Abertis Finance 3.25 % PERP (Call 2025)	4.3%	Spain	Industrial	BB	BB
Evonik Industries 1.38 % 2081 (Call 2026)	4.0%	Germany	Basic materials	BB+	BB+
La Poste 3.13 % PERP (Call 2025)	3.7%	France	Industrial	BB+	BB+
Bertelsmann 3.5 % 2075 (Call 2027)	3.7%	Germany	Communications	BB+	BB+
Telefonica Europe 3.88% PERP (Call 2026)	3.6%	Spain	Communications	BB+	BB+

Breakdown by assets

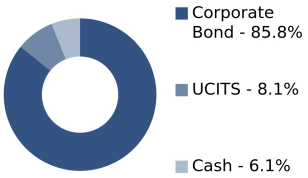

Rating breakdown (bonds)

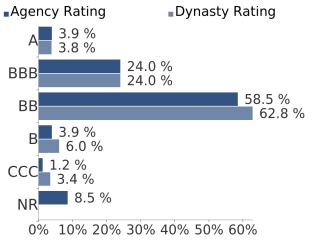

Rating Breakdown (issuers)

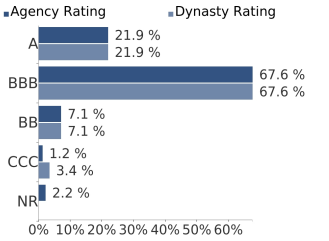

Breakdown by maturity (put or call)

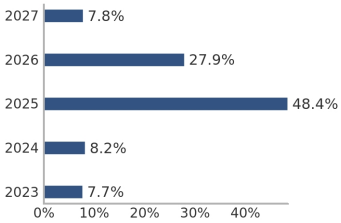

Geographical distribution

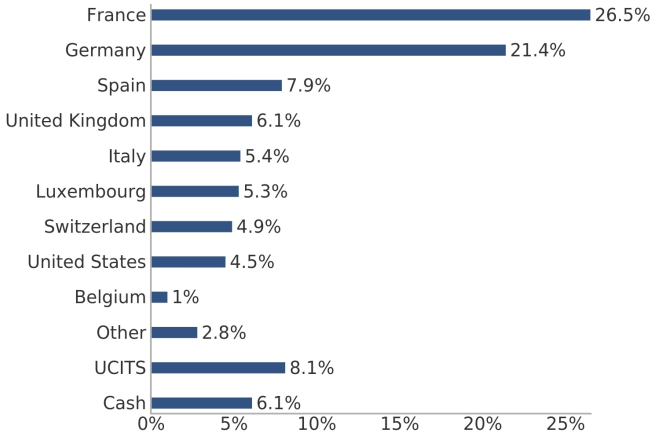

Sectorial distribution

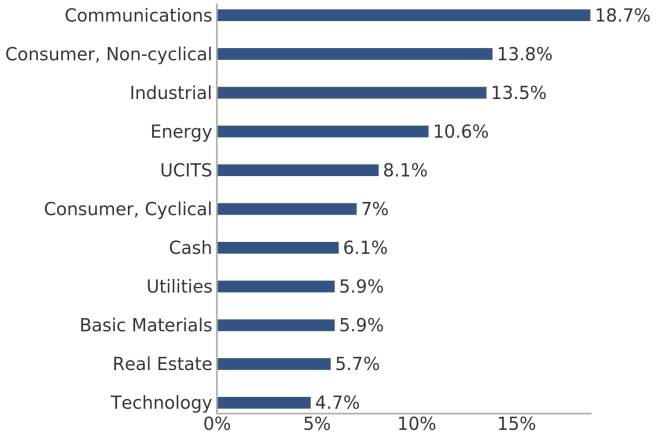

Characteristic table

Share	ISIN	Bloomberg	Inception date	NAV at inception	Minimum subscription	Income allocation	Management fee	Entree fee	Exit fee
A (EUR)	LU2360084797	DYNCSAE LX	10/06/2015	1 000 EUR	100 EUR	Accumulation	1.0% max	1% max	None
B (EUR)	LU2360085091	DYNCSBB LX	20/06/1994	76,2245* EUR	10 000 EUR	Accumulation	0.50% max	None	None
D (EUR)	LU2360085331	DYNCSDE LX	04/04/2019	10 000 EUR	100 EUR	Distribution	0.50% max	1% max	None

*50 000 FRF divided & converted. Carbon scale (Scope 1&2) : A < 100 000 ≤ B < 1 000 000 ≤ C < 10 000 000 ≤ D (Emissions in T CO2 EQ).

This is an advertising document. The prospectus, the key information documents or the key investor information documents, the articles of association as well as the annual and semi-annual reports may be obtained free of charge from the representative. Past performance is no indication of current or future performance. The performance data do not take account of the commissions and costs incurred on the issue and redemption of units.

This material has been prepared for information purposes only and shall not be regarded as an offer to buy or sell any security or financial instrument mentioned in it. Forecasts, estimates and certain information contained herein are based upon proprietary research. Investors are advised to make an independent review and reach their own conclusions regarding the economic benefits and risks of the product and indicative terms of which are proposed herein and the legal. regulatory. tax and accounting aspects relating to the product or investment and relating to their particular circumstances. If an investor has any doubt about product suitability, he should consult the legal prospectus or contact DYNASTY AM. The value of and the income produced by products may fluctuate, so that an investor may get back less than he invested. Value and income may be adversely affected by exchange rates, equity markets and other factors.